

अंग्रेजी

अभ्यास पुस्तिका

ENGLISH WORKBOOK



(कक्षा - III - V)



प्यारे बच्चों,

उम्मीद है तुम और तुम्हारे घर में सब लोग अच्छे होंगे । इस कोरोना संकट में तुम सब घर में बैठे-बैठे बोर हो गए होंगे । विधालय भी बंद और दोस्तों से मिलना भी बंद, अपने प्यारे टीचर की प्यारी बातें और थोड़ी डांट सुने न जाने कितने दिन बीत गए । चलो इन सबको याद करते हैं और कुछ काम करते हैं । जब तुम अगले पन्नों पर जाओगे तो तुम्हे बड़ा मजा आएगा । इनमे कुछ काम करो और अपने टीचर को वापस दे दो । इससे दो काम होंगे एक तो तुम्हारी पढ़ाई भी होती रहेगी दुसरे तुम बोर नहीं होगे, तो चलो शुरू करो ।


बहुत प्यार से,
वारित्रा टीम




LEVEL: I (For Grade I-II)

Theme: Animal World

1. Match the following (मिलान कीजिए)




cat



deer



monkey



cow



lion




2. Write the animal name in correct column

<i>cow, deer, cat, dog, camel, leopard, donkey, lion, lizard, mosquito, mouse, pig, monkey, panda,</i>				
Animal name with letter 'c'	Animal name with letter 'd'	Animal name with letter 'l'	Animal name with letter 'm'	Animal name with letter 'p'
<ul style="list-style-type: none"> • Cow • Cat 	<ul style="list-style-type: none"> • dog 			



3. Join the dots and write the name of this animal.



The name of this animal is _____.

Now, colour this image.



LEVEL: II (For Grade II- III)

Theme: Animal World

1. Find the hidden animal names. (पशुओं के छुपे हुए नाम खोजे)

cat, monkey, deer, pig, lion, dog, elephant

m	y	c	a	t	s	n	e
o	b	x	b	r	q	c	l
n	v	l	i	o	n	s	e
k	u	h	c	c	p	m	p
e	l	p	i	g	t	d	h
y	b	n	e	v	d	r	a
p	t	r	c	e	o	w	n
d	e	e	r	y	g	a	t

2. Complete the animal names. (नीचे दिए गए पशुओं के नाम पूरा करें)

• Tiger (Example)

• Do_

• C_w

• She_p

• _ig

• Do_ke_



3. Read the passage and answer the questions.

(पैसेज पढ़कर नीचे दिए गए सवालों के जवाब दे)

Elephants are the largest land animals. They only eat plants. Even though elephants are very strong, they are not able to jump. They live in the forests.

a. **What is the largest land animal?**

_____ is the largest land animal.

b. **What do elephants eat?**

Elephants eat _____.

c. **Write true or false**


Elephants can jump. _____

Elephants live in the city. _____



4. Match the following. (मिलान कीजिए)

A camel in the desert.




A monkey on the tree.



A dog with a bone.



A pig in the mud.



A sleeping cat.



**LEVEL: III (For Grade III-IV)****“Theme: Animal World”**

1. Read the poem and answer the questions
(यहां दी गई कविता पढ़ें और नीचे दिए गए सवालों का जवाब दें)

The Rat That Fell Into The Pan

There once was a man, who wore a hat,
In which lived a bat and a cat.
One day they both saw a rat,
That ran to hide under a mat.

The bat and the fat cat both wanted the rat,
So, they both come down and
Went under the mat,
Then ran up onto the fan...
But he fell into a pan,
Where he got cooked and was put in a can!

**Exercise (प्रश्न - उत्तर)**

Q1: Look for the ‘at’ words and the ‘an’ words from the poem and put them in the correct columns.



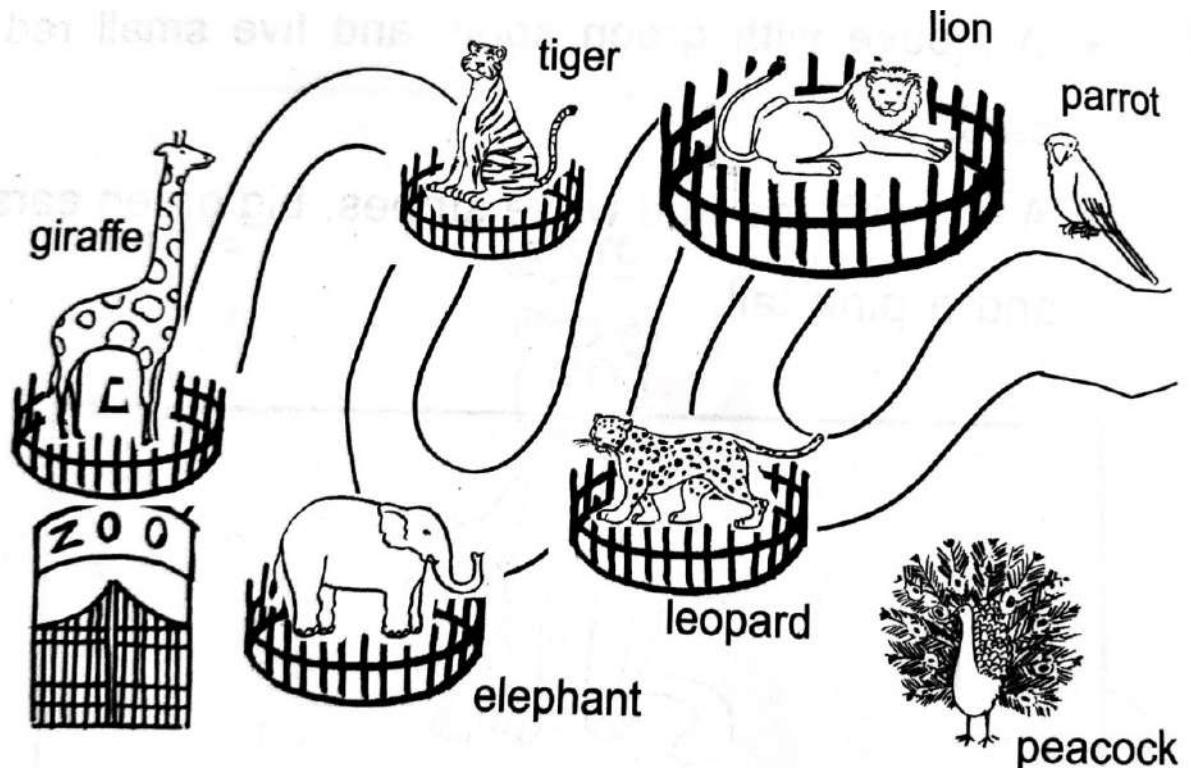
(‘at’ की साउंड के और ‘an’ की साउंड के शब्दों को कविता से ढूँढ़कर लिखे)

<i>‘at’ words</i>	<i>‘an’ words</i>
Hat	man

Q2. Read the poem ‘The Rat that fell into the Pan’ and draw any picture in the box given below (ऊपर दी हुई कविता को पढ़कर अपने मन से कोई भी तस्वीर बनाओ)



2. Match the following.



An animal that has spots on its body

Elephant

An animal that has long neck

Leopard

An Animal that has yellow and black stripes

Giraffe

A bird that has a shiny blue and purple tail

Tiger

An animal that is fat and grey and gives rides to children

Parrot

A bird that is green and has a red beak.

Peacock



3. Rearrange the jumbled words.

(नीचे दिए गए शब्दों को ठीक से लिखे)

G E R T I T I G E R _

K E Y M O N _

O L N I _

E E D R _

O D G _

I P G _

C T A _

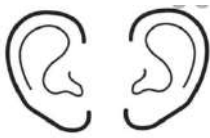
E E L P H A N T _



LEVEL: I (For Grade I-II)

Theme: Myself


1. Match the following (मिलान कीजिए)



Eyes (आँखें)



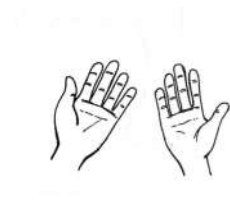
Ears (कान)



Mouth (मुँह)



Hands (हाथ)



Feet (पैर)

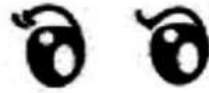


2. Count the number of body parts and fill in the blanks

one	two	ten	ten
two	one	two	two

I have

two



eyes

I have



mouth

I have



ears

I have



fingers

I have



legs

I have



arms

I have



toes

I have



nose



3. Fill in the blanks (रिक्त स्थानों को पूरा करो)

eyes	ears	legs	hand
feet	nose	mouth	fingers

e _ _ r s

e y _ _ s

l e _ _ s

h _ _ n d

f _ _ _ t

n _ _ s e

m o u _ _ h

f _ _ n g e _ s

LEVEL: II (For Grade II-III)

“Theme: Myself”

1. Fill in the blanks.

nose	eyes	hands	tongue	ears
------	------	-------	--------	------

- I can see with my _____.
- I can smell with my _____.
- I can hear with my _____.
- I can taste with my _____.
- I can touch with my _____.



2. Draw the following body parts.

eyes	
ears	
nose	
hands	
feet	



3. Rearrange the letters to form a body part.

e g s l _ _ _ _

a n h d _ _ _ _

y e e s _ _ _ _

t t e e h _ _ _ _

e s o n _ _ _ _

r a s e _ _ _ _



4. Look at the picture and count the number of body parts of the monster



Eyes _____

Fingers _____

Teeth _____

Legs two

Ears _____

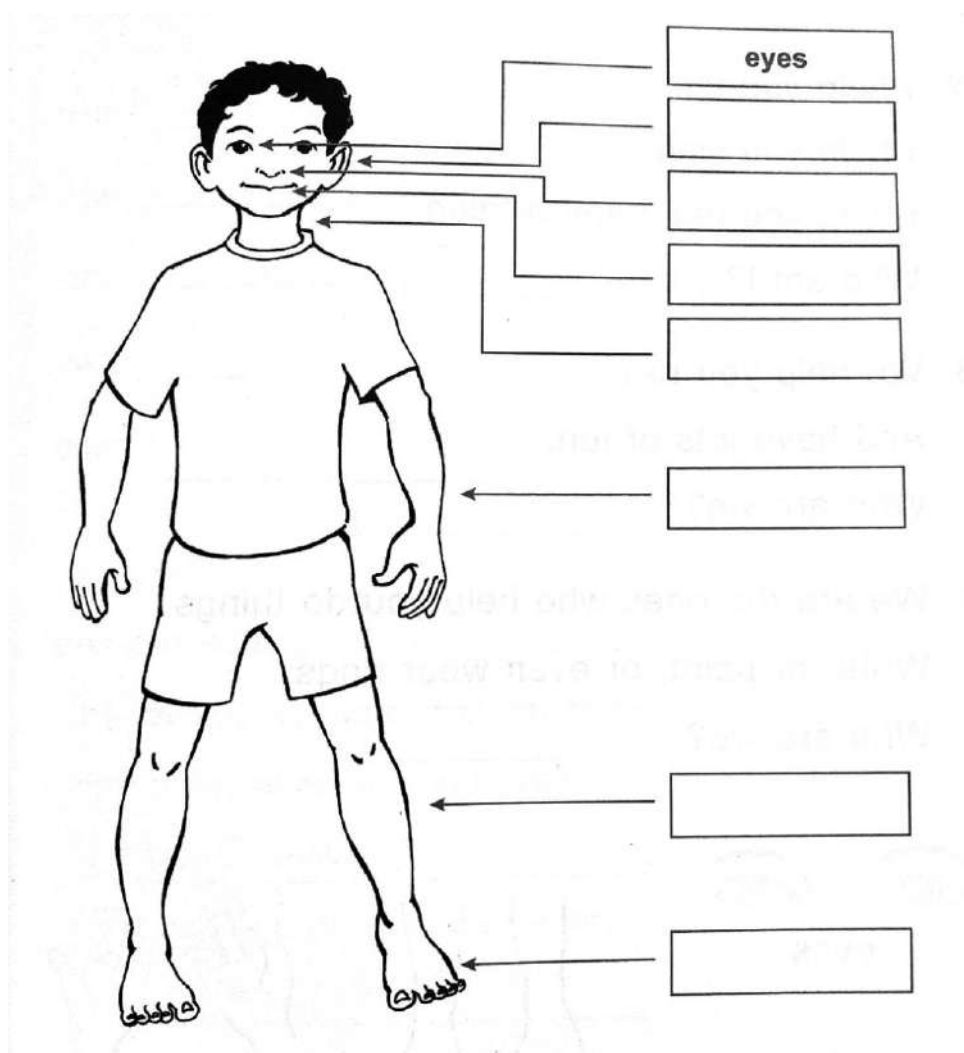


LEVEL: III (For Grade III-IV)

“Theme: Myself”

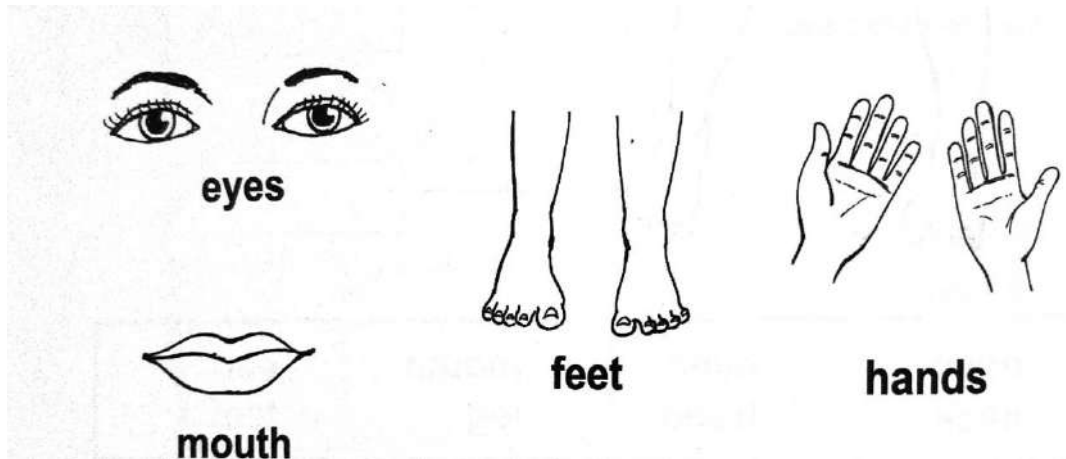
1. Fill in the body parts in the given space.

nose	eyes	mouth	ear
neck	hand	leg	feet





2. Can you solve these riddles? (क्या आप नीचे दी गई पहेलियाँ सुलझा सकते हैं?)



We help you run and have lots of fun. Who are we?

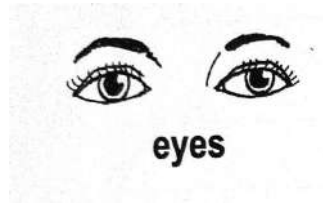
I help you talk, I help you sing. I help you eat many things? Who am I?

There are two of us, and we help you see. Who are we?

We are the ones who help you do things like write, paint or wear rings. Who are we?



2. Write what you can do with the different parts of your body.
(आप अपने शरीर के विभिन्न हिस्सों के साथ क्या कर सकते हैं, उस पर वाक्य बनाएँ)



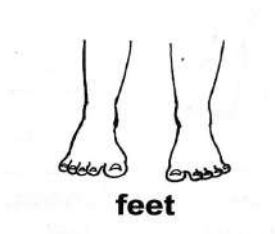
I can see from my eyes.



I can _____



I can _____



I can _____



I can _____



3. Draw and write about the activity which you like to do with your hands. (like drawing, playing, planting and so on)

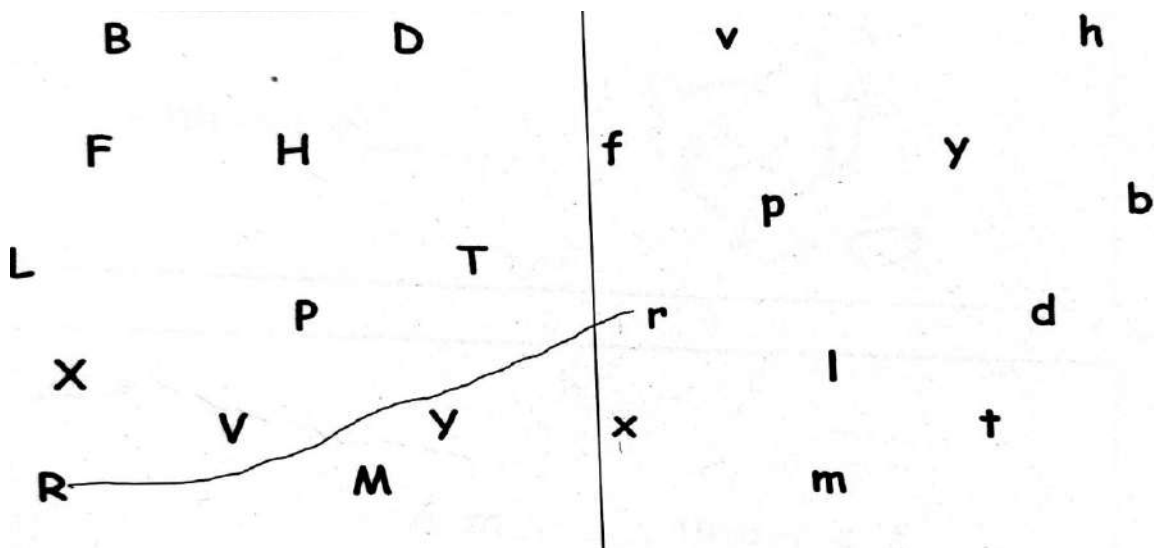
एक ऐसी क्रिया / एक्टिविटी के बारे में चित्र बनाइये या छोटा-सा निबंध लिखिए (इंग्लिश में) जिसे आप अपने हाथों से करना पसंद करते हैं। (जैसे - ड्राइंग, खेलना, फिल्म देखना, डांस करना इत्यादि)



LEVEL: I (For Grade I-II)



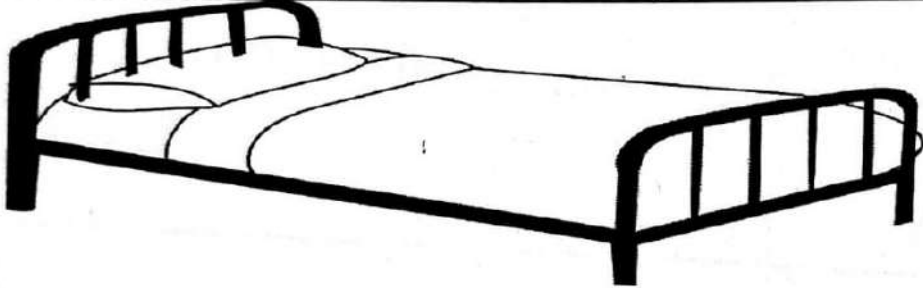


“Theme: Name Game”

1. Match the capital letters with the small letters.










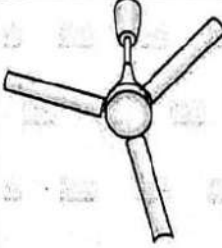




2. Circle the correct word (चित्र देखकर सही शब्द पर गोला लगाए)

	<p>bat</p> <p>hat</p> <p>cat</p>		<p>tin</p> <p>fin</p> <p>pin</p>
		<p>bed</p> <p>net</p> <p>pet</p>	
	<p>hot</p> <p>mop</p> <p>top</p>		<p>fun</p> <p>bun</p> <p>sun</p>



3. Write the name of the objects shown in the following pictures.

bat	pin	hat	man	fan
can	mat	jam	cap	pen

	 <hr/> <hr/>		 <hr/> <hr/>
	 <hr/> <hr/>		 <hr/> <hr/>
	 <hr/> <hr/>		 <hr/> <hr/>
	 <hr/> <hr/>		 <hr/> <hr/>
	 <hr/> <hr/>		 <hr/> <hr/>

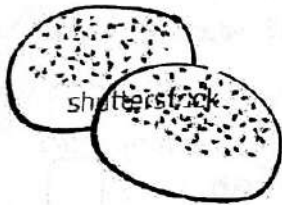


LEVEL: II (For Grade II-III)


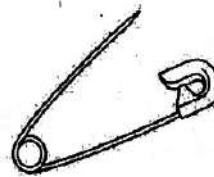



“Theme: Name Game”

1. Write the name of following objects

(निम्नलिखित वस्तुओं का नाम लिखिए)



bun





2. Circle the names. (नीचे दिए गए शब्दों में से संज्ञा चुनकर गोला लगाइये)

van	sing	jump	river	elephant
dance	lion	grow	ant	kick
cap	apple	bun	Neha	hut
like	cow	fire	why	smile
smile	shoes	pen	think	eyes

2. Complete the family tree (अपनी फैमिली ट्री (परिवार) को पूरा करें।)

My name is _____.

My mother's name is _____.

My father's name is _____.


My brother's name is _____.

My sister's name is _____.




3. Complete the following sentences.

A h_____ on a b_____



A r_____ on a m_____

A h_____ with an e_____



A m_____ under a f_____

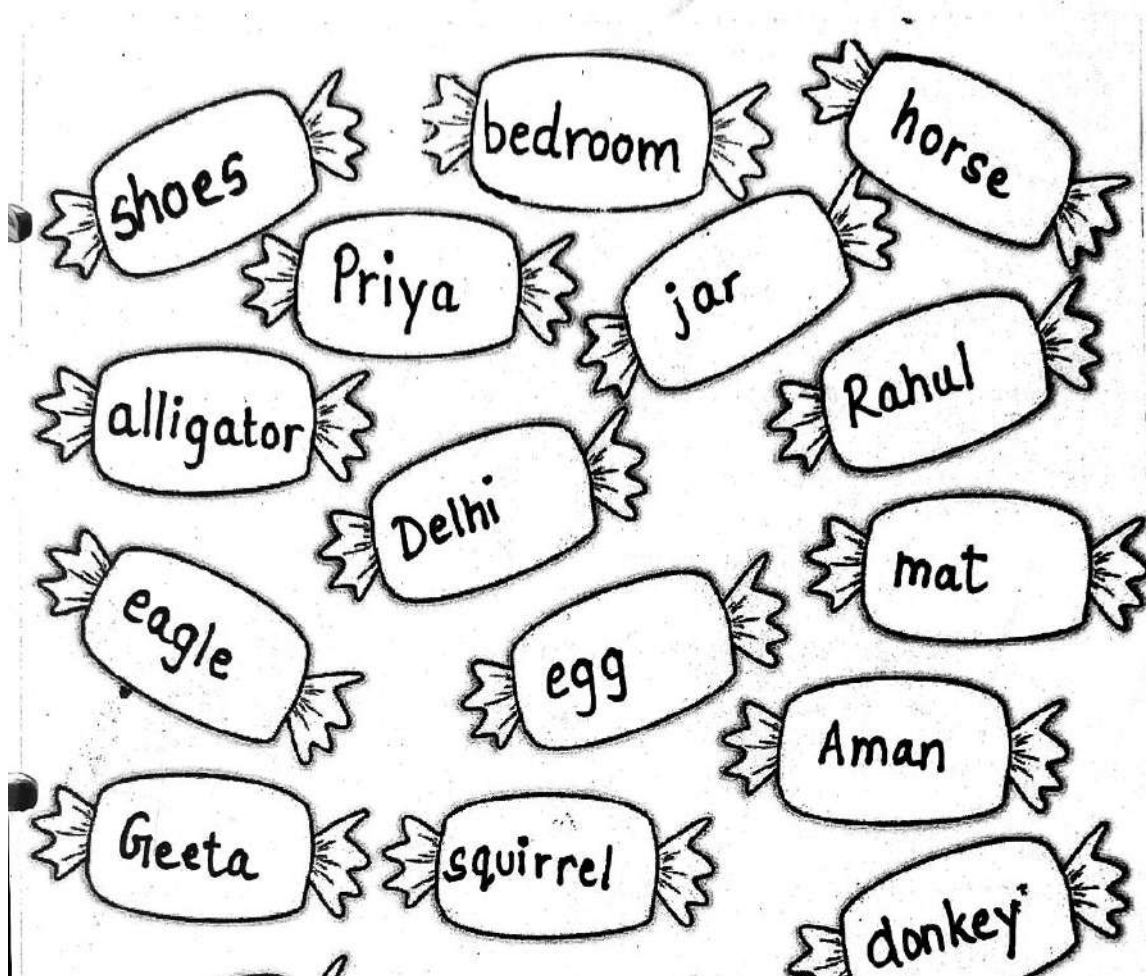


LEVEL: III (For Grade III-IV)

“Theme: Name Game”

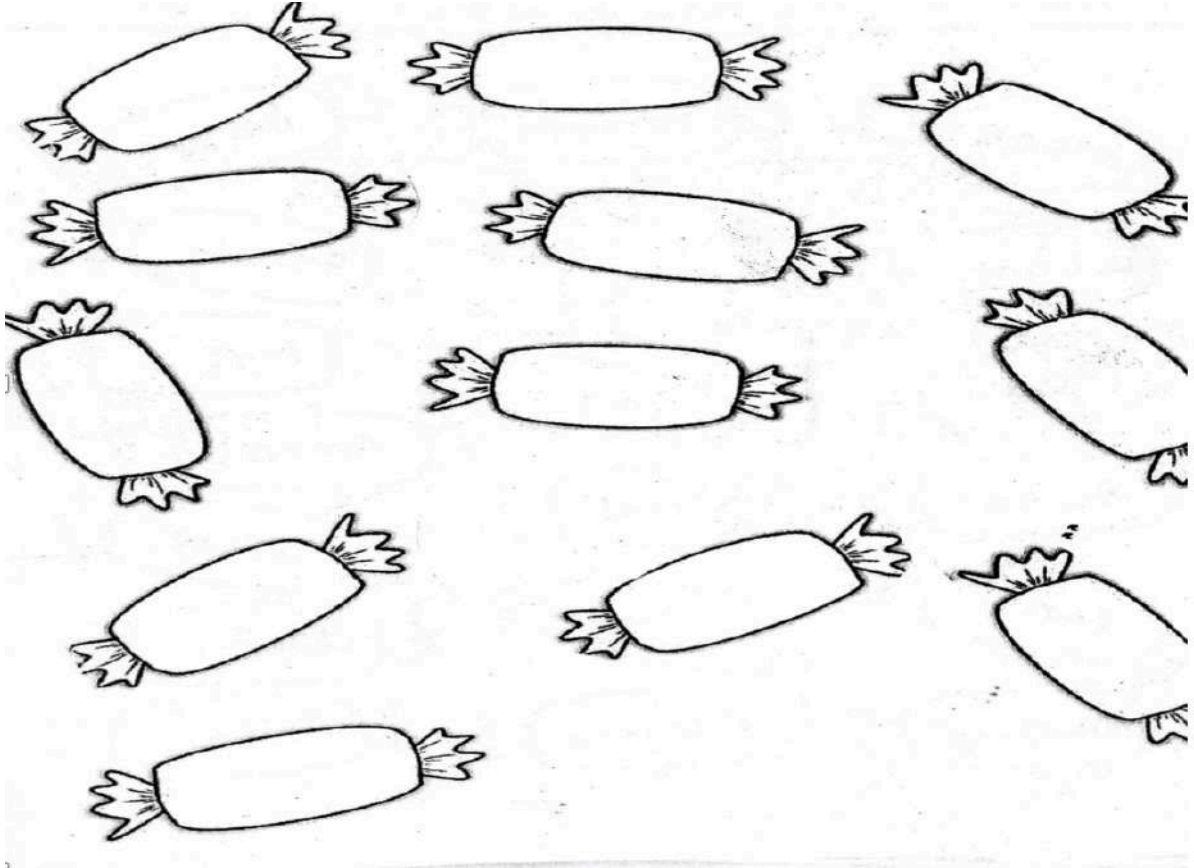
1. Color the following toffees as per instructions given below.

Names of persons with green (हरा)	Names of animals with red (लाल)	Names of places with blue (नीला)	Names of things with yellow (पीला)
--	--	---	---





2. Write the names of 3 person, 3 animals, 3 places and 3 things in the following pictures.



3. Write in the blanks whether it is person, animal or place.

boy	_____	sister	_____
chair	_____	bread	_____
goat	_____	crow	_____
house	_____	elephant	_____
teacher	_____	school	_____



4. Read the following.

Ram

This is Ram

He likes to jump on his bed.

He loves to play with snow.

He wears a red bow.

He has a pet cat.

Cat likes to sit on a mat.



Read the poem and answer the following questions

a. Ram likes to jump on _____.

bed	<input type="checkbox"/>
rat	<input type="checkbox"/>
bat	<input type="checkbox"/>

b. Color of the bow is _____.

red	<input type="checkbox"/>
green	<input type="checkbox"/>
blue	<input type="checkbox"/>

c. Cat like to sit on a _____.

hat	<input type="checkbox"/>
cat	<input type="checkbox"/>
mat	<input type="checkbox"/>



LEVEL: I (For Grade I-II)

“Theme:One-Many”

1. Fill in the blanks.

one pen



many pens



one hut



many _____



one ball




many _____



one egg



many _____



one farmer



many _____



one tree



many _____



NOTE - We add 's' at the end when we name more than one thing




2. Match the singular form with the plural form.

cat	huts
book	cats
hut	dogs
dog	rings
ring	kites
kite	balls
bat	pens
ball	bats
pen	books



2. Draw the following

one flower	
one eye	
many pots	
many balls	
one kite	
many huts	
many cups	

**LEVEL: II (For Grade II-III)****“Theme: One-Many”**

1. Write whether the given word is singular or plural.

houses	plural
plate	_____
cats	_____
pen	_____
girls	_____
mat	_____
owls	_____
elephant	_____



2. Write the plural of the following.

dog	<u>dogs</u>
table	_____
chair	_____
nut	_____
jug	_____
zip	_____
hat	_____
boy	_____

3. Choose the correct option.

She ate five _____ (toffee/ toffees).





There is a fish in the ____
(ponds/ pond)

Many ____ (dog/ dogs) are barking.




The ____ (flowers/ flower) are in
the pot.



This is my ____ (bags/ bag)



4. Draw a garden with one child and many trees



**LEVEL: III (For Grade III-IV)****“Theme: One-Many”**

1. Write the words (noun) in the columns correctly.

bags	pen	chairs	tables
cat	pencils	flowers	animal
shirts	wall	toffee	trees

Singular Noun	Plural Noun
pen	bags



2. Complete the sentences with the plural form of the words given in the bracket.

children	leaves	shelves	puppies	buses
----------	--------	---------	---------	-------

- a. _____ are playing in the park. (child)
- b. The _____ (leaf) are falling.
- c. Books are on the _____. (shelf)
- d. I like to play with the _____. (puppy)
- e. There are many _____ on the road. (bus)

3. Circle the singular noun and underline the plural noun.

(नीचे दिए पैराग्राफ में एकवचन पर गोला बनाए और बहुवचन को underline करें।)

The park had a big pond. There were many trees around it. The pond had many ducks. There was one turtle in the pond. Tara and Sara went to the pond. They gave breads to the ducks. One duck was brown in color. It had a yellow beak and red eyes.



4. Rewrite the sentences by changing the singular nouns into plurals.

a. One cat is on the mat.

Many cats are on the mat.

b. I read one book.

c. I ate one apple.

d. There is one flower on the tree.

e. I have one brother.

5. Tick the correct plural word for the given singular words.

bus buses buss

fairy- fairies farys

child childs children

bag bages bags



LEVEL: I (For Grade I-II)

“Theme: Rhyme Time”

1. Match the rhyming words.

rat

jet

pin

dig

van

mat

hut


fan

pet

nut


big

bin





2. Match the rhyming words



bed

fed

sun

pen



map

pig

bug

cap



log

lip



frog

hay



3. Write the rhyming words below the correct flowers.

big	bun	bug	hug
sun	pig	fun	mug
run	rug	fig	dig



big

bun

hug



4. Fill in the blanks to complete the rhyming words.

dog	l ___ g	cap	l ___ p	cut	h ___ t
sit.	p ___ t	mop	t ___ p	pin	b ___ n
bug	m ___ g	dad	s ___ d	rat	c ___ t

LEVEL: II (For Grade II-III)

“Theme: RHYME- TIME”

1. Circle the rhyming words in each row.

kid	lid	Bid	fat	did
take	bake	make	tap	lake
jet	get	tub	pet	met
pine	tin	mine	line	fine
sad	lip	mad	had	pen



2. Write the rhyming words in the same column

(उद्धारण देखते हुए rhyming words लिखो को column में लिखो)

gate	hate	pail	same
mail	tail	date	snail
name	same	game	late

Gate			
Hate			
Late			

3. Make a rhyming chain (उद्धारण देखते हुए rhyming words लिखो)

pop, top, hop, mop, shop

cat, _____, _____, _____,

hut, _____, _____, _____,

sip, _____, _____, _____

hog, _____, _____, _____

sit, _____, _____, _____




4. Fill in the blank with a rhyming word of the underlined word


A rat sat on a ____.



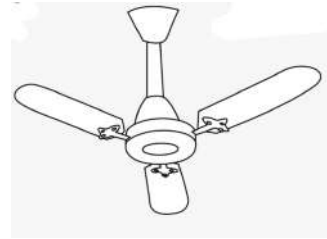
I ate a bun under the ____.



A frog is sitting on the ____.



A man is sitting under a ____.



I have a red ____.



A boy plays with a ____




**LEVEL: III (For Grade II-III)****“Theme: RHYME- TIME”**

1. Read the poem and circle the rhyming words.

I saw some frogs, on a log.
They like to jog, through the fog.

I tell them to stop, on the spot.
Now they will not hop at all.

They sat on a stool,
near the pool, with a new book.



2. Match the following rhyming words

make	bike	sand	five
hand	cake	like	bake
hive	band	arrive	mike
hike	drive	lake	land

Diagram showing rhyming word matches with lines connecting the words:

- make (first box) connects to cake (second box)
- hand (first box) connects to band (second box)
- hive (first box) connects to drive (second box)
- hike (first box) connects to lake (third box)
- bike (second box) connects to like (third box)
- band (second box) connects to arrive (third box)
- drive (second box) connects to lake (third box)
- sand (third box) connects to five (fourth box)
- like (third box) connects to bake (fourth box)
- arrive (third box) connects to mike (fourth box)
- lake (third box) connects to land (fourth box)



3. Complete the sentences by writing rhyming words



Jack and Jill went up the _____.

hat	bell	hill
-----	------	------



One, two, three, four, five,
Once I caught a fish _____

six	alive	fins
-----	-------	------



Hickory, dickory, dock,
the mouse ran up the _____

dog	sock	clock
-----	------	-------



4. Complete the following sentences.

pill /bill	hat /mat	bake/cake	milk/silk	band/ hand
------------	----------	-----------	-----------	------------

Doctor gave a _____ and _____.

Ram went to a park with a _____ and a _____.

Sia loves to _____ a _____.

Tina spilled _____ on a _____ cloth.

I wear a _____ on my _____.



THANK YOU

